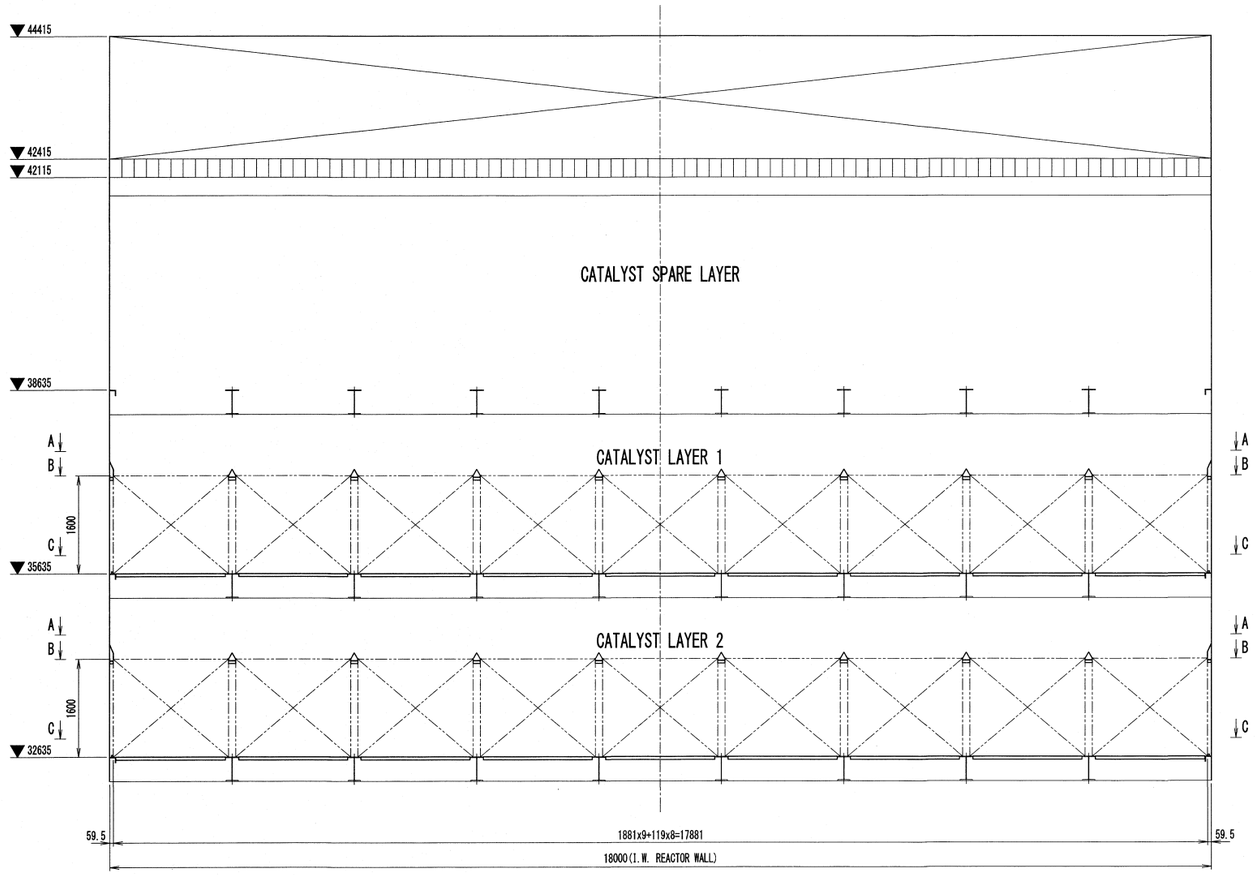

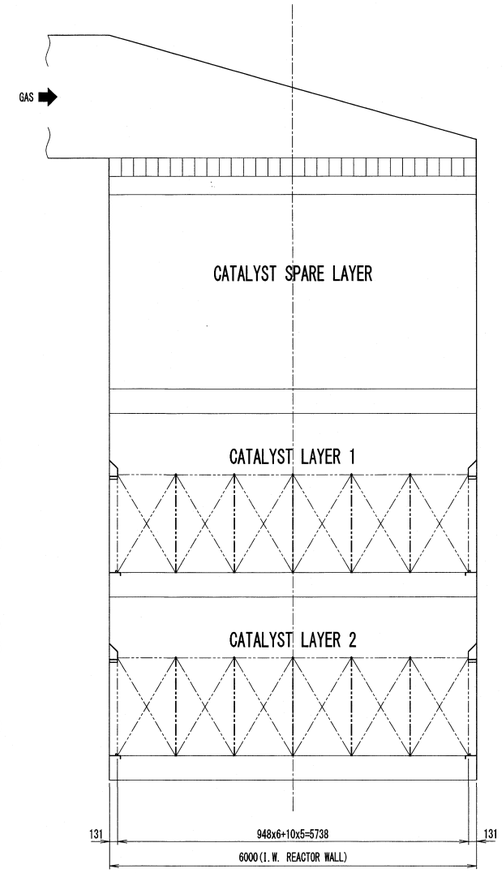

A-A
(UPPER PART : BAFFLE PLATE, STOPPER AND SEAL BAR)
① ~ ⑬

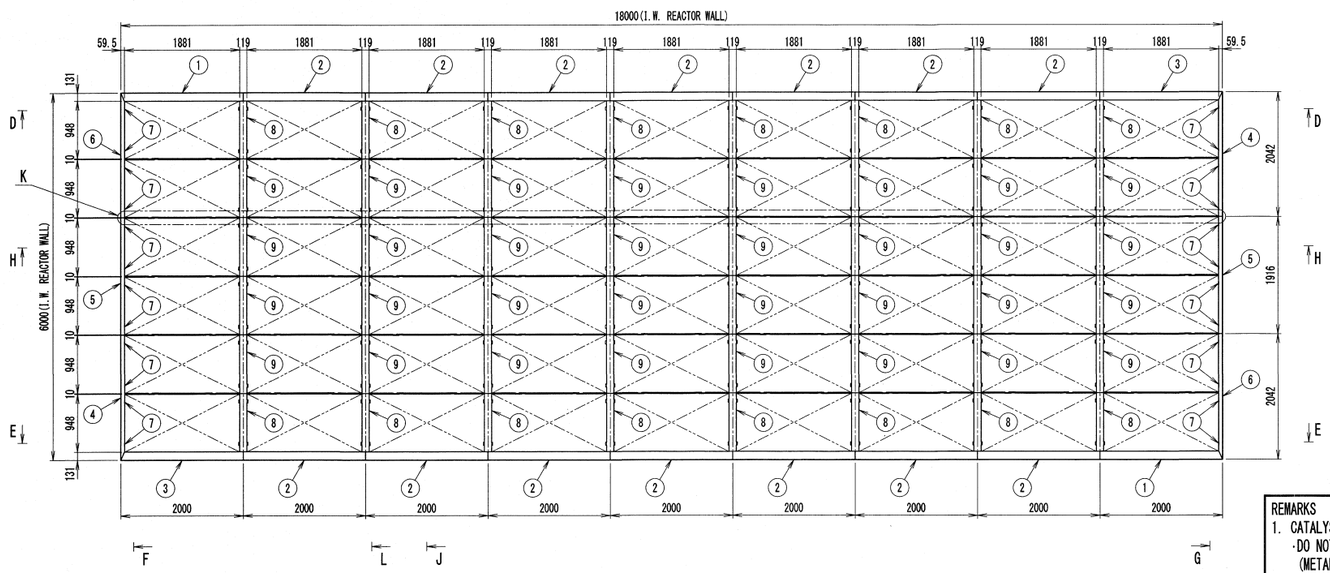

B-B

REVISIONS

REV.	DESCRIPTION	ZONE	REVISED	CHECKED	APPROVED	DATE

BILL OF QUANTITY

NO.	QTY	NAME	SIZE	MATERIAL	MASS(kg)	LOCATION
①	4	BAFFLE PLATE	3tx285-2000	S235JR	13.2	BETWEEN CATALYST BLOCK AND REACTOR WALL
②	28	BAFFLE PLATE	3tx285-2000	S235JR	13.4	BETWEEN CATALYST BLOCK AND REACTOR WALL
③	4	BAFFLE PLATE	3tx285-2000	S235JR	13.2	BETWEEN CATALYST BLOCK AND REACTOR WALL
④	4	BAFFLE PLATE	3tx244-2041	S235JR	11.2	BETWEEN CATALYST BLOCK AND REACTOR WALL
⑤	4	BAFFLE PLATE	3tx244-1916	S235JR	11.0	BETWEEN CATALYST BLOCK AND REACTOR WALL
⑥	4	BAFFLE PLATE	3tx244-2041	S235JR	11.2	BETWEEN CATALYST BLOCK AND REACTOR WALL
⑦	48	STOPPER	3tx50-50	S235JR	0.06	FOR ④ ~ ⑥
⑧	32	BAFFLE PLATE	2tx260-950	S235JR	3.88	BETWEEN CATALYST BLOCKS
⑨	64	BAFFLE PLATE	2tx260-958	S235JR	3.91	BETWEEN CATALYST BLOCKS
⑩	90	SEAL BAR	φ16-776	S235JR	1.22	BETWEEN CATALYST BLOCKS
⑪	160	SEAL BAR	φ16-387.5	S235JR	0.61	BETWEEN CATALYST BLOCKS
⑫	20	SEAL BAR	φ16-384.5	S235JR	0.61	BETWEEN CATALYST BLOCKS
⑬	360	SEAL BAR	φ9-100	S235JR	0.05	BETWEEN CATALYST BLOCKS
㉑	72	STOPPER	L50x50x6-131	S235JR	0.58	BETWEEN CATALYST BLOCK AND REACTOR WALL
㉒	48	STOPPER	L50x50x6-59.5	S235JR	0.26	BETWEEN CATALYST BLOCK AND REACTOR WALL
㉓	192	STOPPER	L50x50x6-119	S235JR	0.53	BETWEEN CATALYST BLOCKS
㉛	8	SEAL PLATE	3tx225-1788	S235JR	9.47	BETWEEN CATALYST BLOCK AND REACTOR WALL
㉜	28	SEAL PLATE	3tx225-1780	S235JR	9.43	BETWEEN CATALYST BLOCK AND REACTOR WALL
㉝	120	STOPPER	6tx30-30	S235JR	0.04	FOR CATALYST BLOCK

TOTAL 1730 kg (1 BOILER)

REMARKS
1. CATALYST BLOCK BOTTOM PART :
   - DO NOT WELD "BOTTOM SEAL PLATE INSTALLED ON CATALYST BLOCK" TO NEXT CATALYST BLOCK. (METAL TOUCH ONLY)
   - DO NOT WELD "BOTTOM SEAL PLATE (31), (32)" TO THE CATALYST BLOCK. (METAL TOUCH ONLY)
2. CATALYST BLOCK UPPER PART :
   - DO NOT WELD "STOPPER (23)" TO NEXT CATALYST BLOCK. (METAL TOUCH ONLY)
   - DO NOT WELD "STOPPER (21), (22)" TO THE CATALYST BLOCK. (METAL TOUCH ONLY)

CONFIDENTIAL
THIS DOCUMENT IS THE PROPERTY OF MITSUBISHI HITACHI POWER SYSTEMS, LTD. (MHPS) AND CONFIDENTIAL. IT MUST NEITHER BE COPIED NOR USED FOR ANY PURPOSE OR MANNER OTHER THAN EXPRESSLY PERMITTED BY MHPS OR WITH A PRIOR WRITTEN CONSENT OF MHPS NEITHER IS IT TO BE HANDED OVER NOR COMMUNICATED TO A THIRD PARTY IN ANY WAY. BREACH OR INFRINGEMENT OF ANY KIND WILL LEAD TO LEGAL ACTION.

Drawn: G) T. UENO JUN. 22. 2017
Checked: Y. MITSUI JUN. 22. 2017
Approved: [signature]
Date: JUN. 22. 2017
Department: DeNOx PLANNING SECTION / DeNOx TECHNOLOGY DEPARTMENT

WBS Doc. CODE: –
Project DWG. No.: – Rev.: –
ENGIE / POLANIEC STATION

Title: BAFFLE PLATE ARRANGEMENT FOR SCR REACTOR (1/3)

Scale: 1:50 | DWG. No.: KU1-842-404 | Rev.: 0 | Sheet No.: 1/1

MITSUBISHI HITACHI POWER SYSTEMS
AIR QUALITY CONTROL SYSTEMS TECHNOLOGY DIVISION